

The 28th Annual General Meeting of Shareholders
How to Participate on the Day



① Check Email

An email for joining the webinar will be sent to your registered email address no later than the day before.

Click the “Join Webinar” (ウェビナーに参加) button or open the link in your browser.

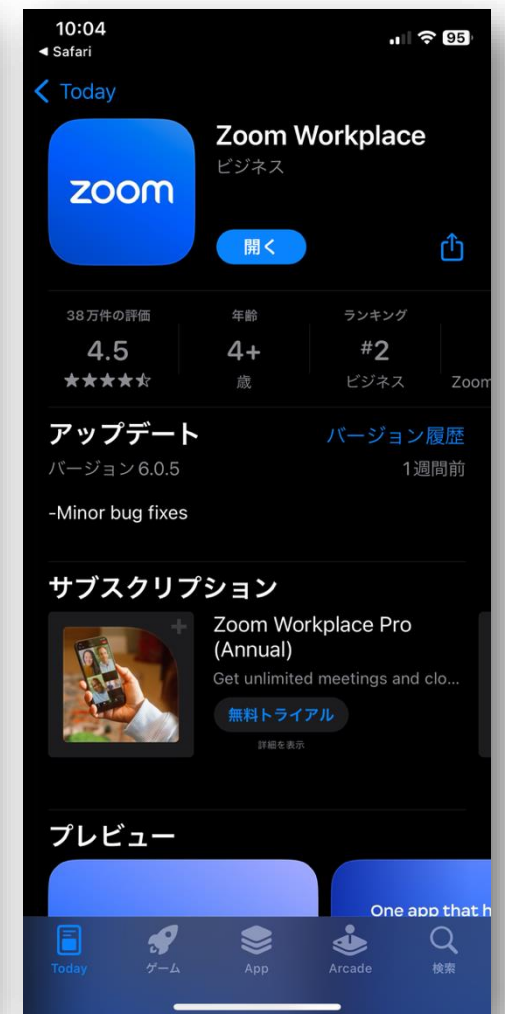
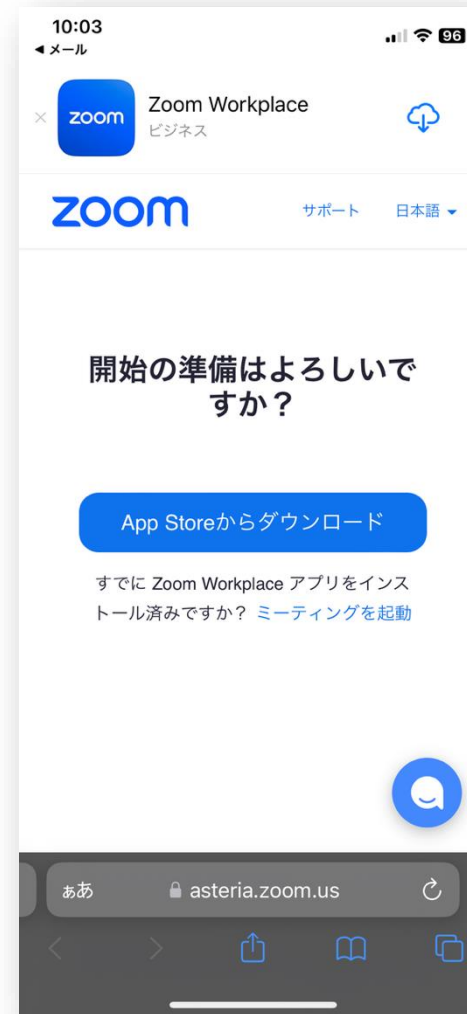


※Email for last year's event shown above

② Install Zoom App

If you are joining on a smartphone, you will need to install the Zoom app.

If the app is not already installed, you will be directed to the installation screen shown on the right.

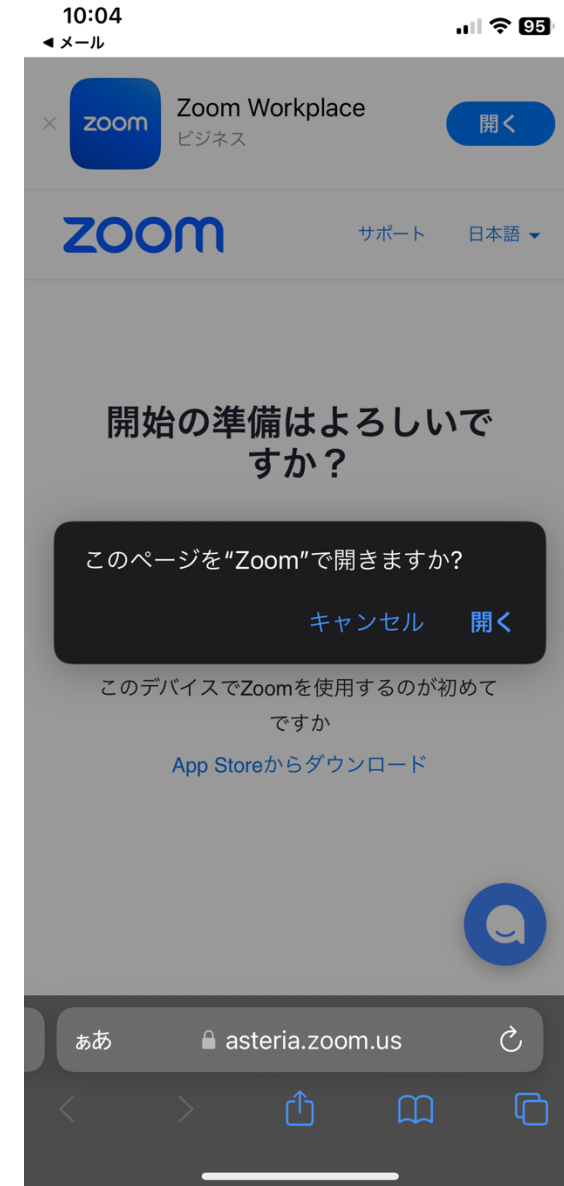


App installation (iPhone)

③ Open Zoom

- First-time users will be prompted to enter a “display name” (the name shown to other participants)

Note: The secretariat can identify shareholders regardless of display name.



④ AGM Viewing

You will be able to view the live video stream of the Annual General Meeting of Shareholders once it begins.



⑤ Questions During the AGM

Questions during the AGM can be sent via the “Submit Questions” page on our website or using the QR code below.

Our Website

<https://en.asteria.com/ir/stock/meeting/>



※Questions regarding agenda items can be submitted during the AGM.

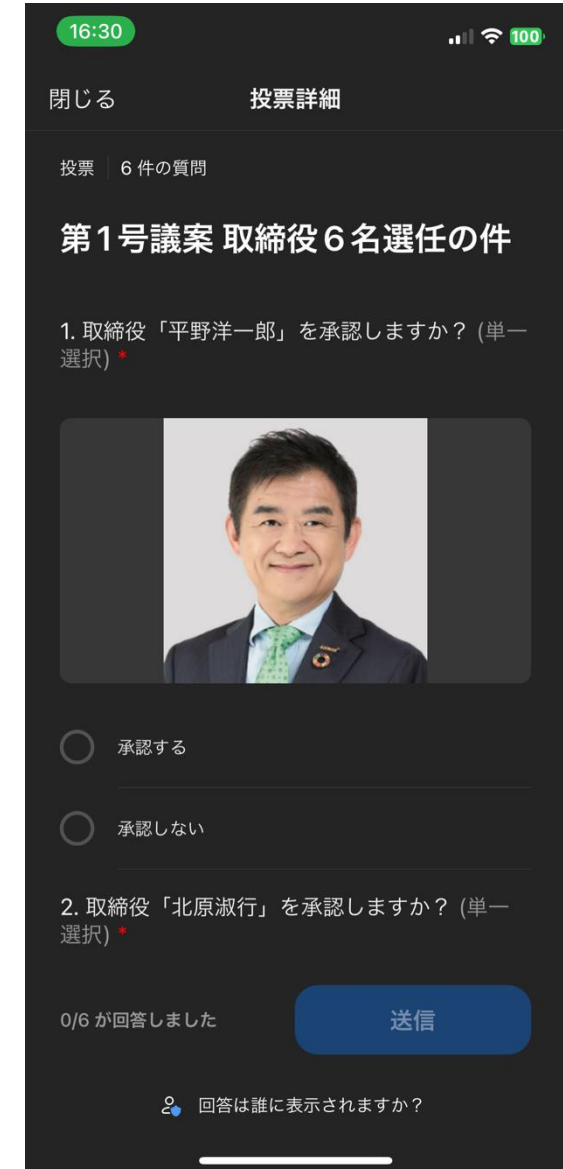
※Questions unrelated to agenda items may be answered at the “Business Strategy Briefing” held after the AGM.

⑤ Voting Instructions

When the Chair requests voting during the AGM, the voting screen will be displayed.

Select your choice for each item and click “Submit” (送信) to vote.

- Voting is subject to a deadline. Please cast your vote promptly.
- If you have already voted in advance, your vote cast during the AGM will take precedence in the final tally.



Preview of voting screen